



XXVIII Symposium on Bioinformatics
and Computer-Aided Drug Discovery

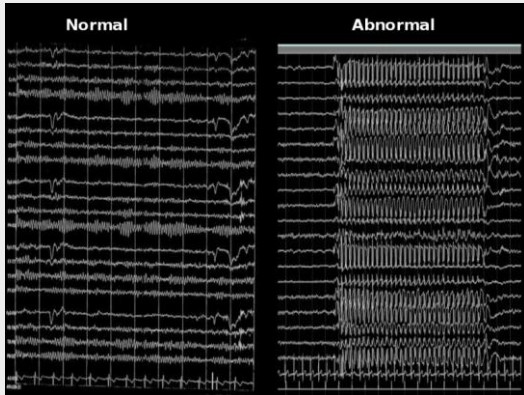
DEVELOPMENT OF THE "VSAfiR" METHOD AND ITS APPLICATION IN THE DEVELOPMENT OF ANTIEPILEPTICS

M.D. Miguel Guerrero-González, Ph.D. Ma. Elena Campos-Aldrete, Ph.D. Ricardo Perez Pasten-Borja



Epilepsy

- Epilepsy is the most common severe non-infectious chronic neurological condition



EEG

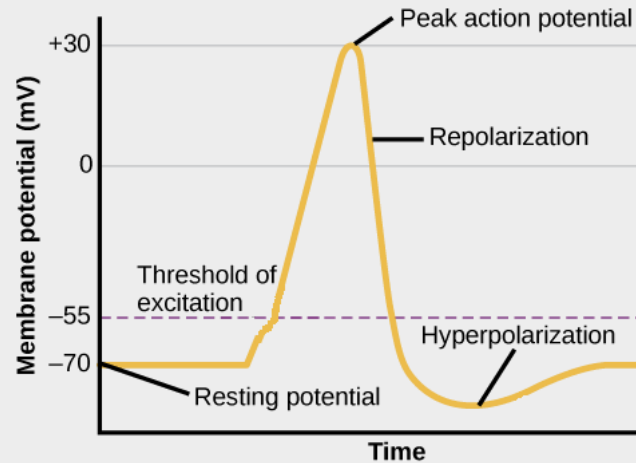


- Characterized by a set of transient symptoms or signs due to intense and synchronized abnormal neuronal discharge from the brain (seizures)

- This condition affects more than 50 million people around the world, children, youth and adults



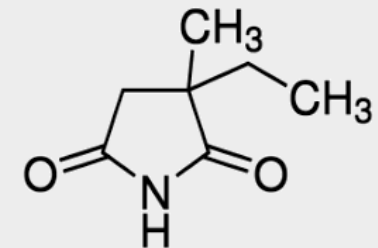
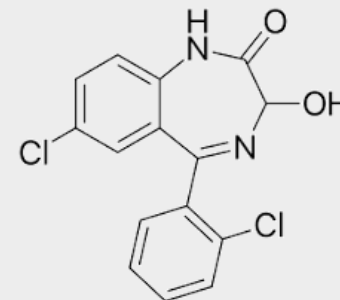
Pharmacotherapy



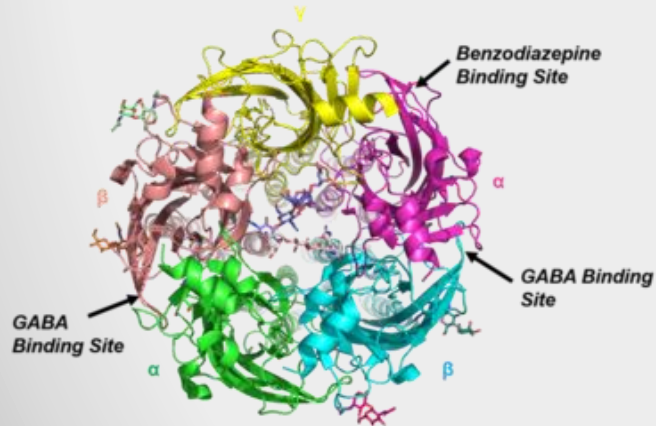
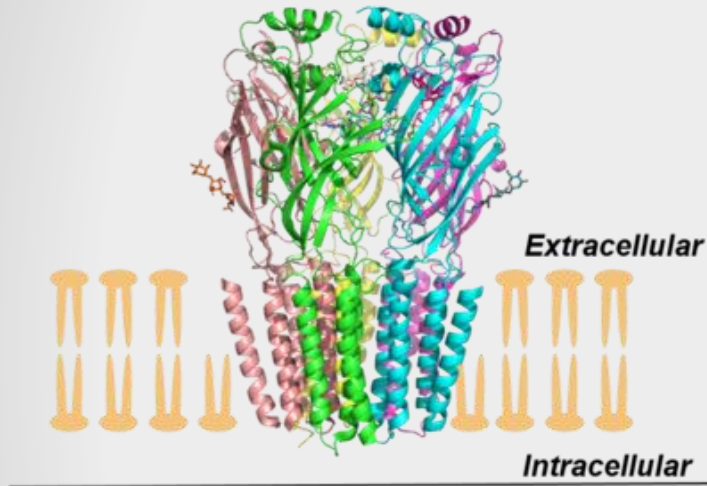
- The treatment of this disease focuses on decreasing the activity of the nervous system

The therapeutic targets for this condition

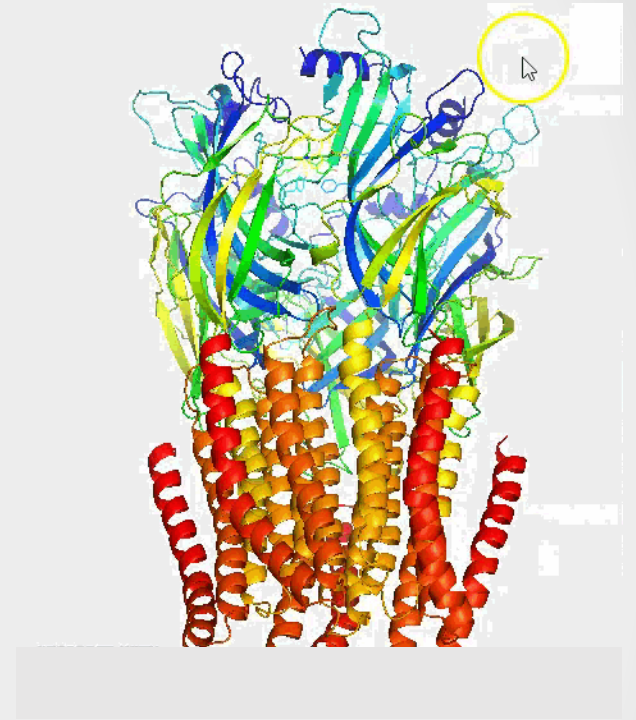
- sodium channels (carbamazepine)
- calcium channels (etosuximide)
- GABA A receptors (Benzodiazepine)



GABA A Receptor



- It is a pentameric channel to chloride ions
- Its main function is to hyperpolarize the membrane inhibit the action potential



- This channel has several binding sites
GABA, Benzodiazepines and Steroids

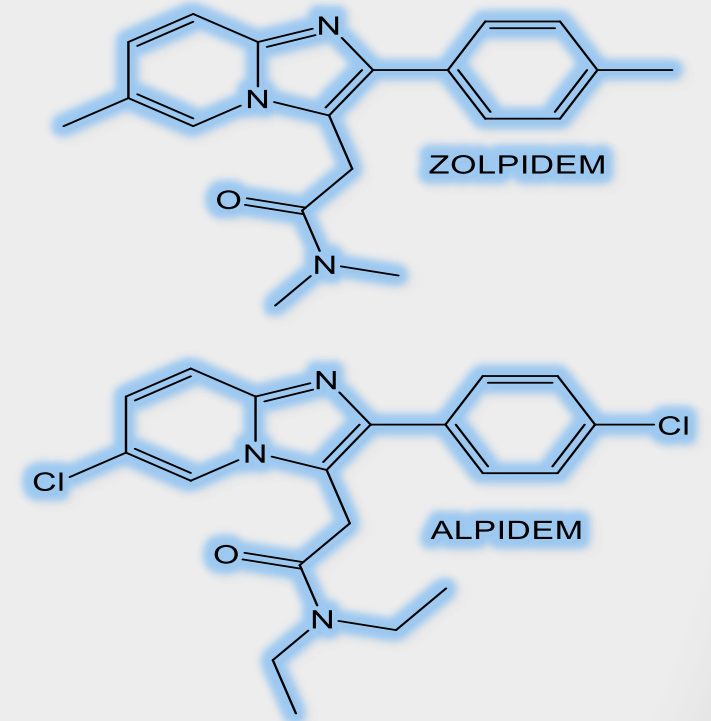
Pharmacological tolerance

- It is estimated that between 20-30% of patients do not respond to current treatments
- This tolerance is given by factors such as metabolism, structural changes in the therapeutic target or mutations.
- Therefore, it is necessary to continue looking for therapeutic alternatives for this population.



zolpidem as an alternative

- It is part of the so-called Z drug
- Zolpidem is a heterocyclic drug with GABA A receptor affinity at the benzodiazepine binding site, is used to treat anxiety
- There is evidence, it can be used to treat epilepsy
- The sedative and locomotor effects at the antiepileptic dose do not allow it to be a good option for the treatment of epilepsy.



Objective

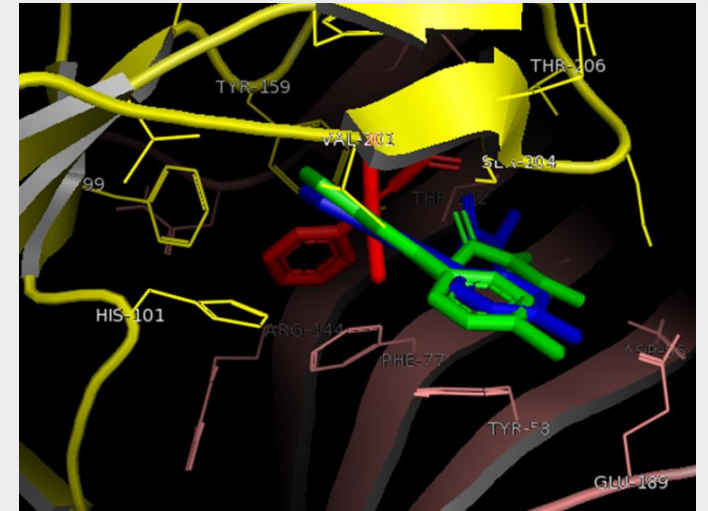
- Obtain antiepileptic compounds analogous to zolpidem.
- Develop a virtual screening methodology to suggest structural changes that allow the rapid generation of molecular alternatives for the treatment and study of epilepsy.

Development

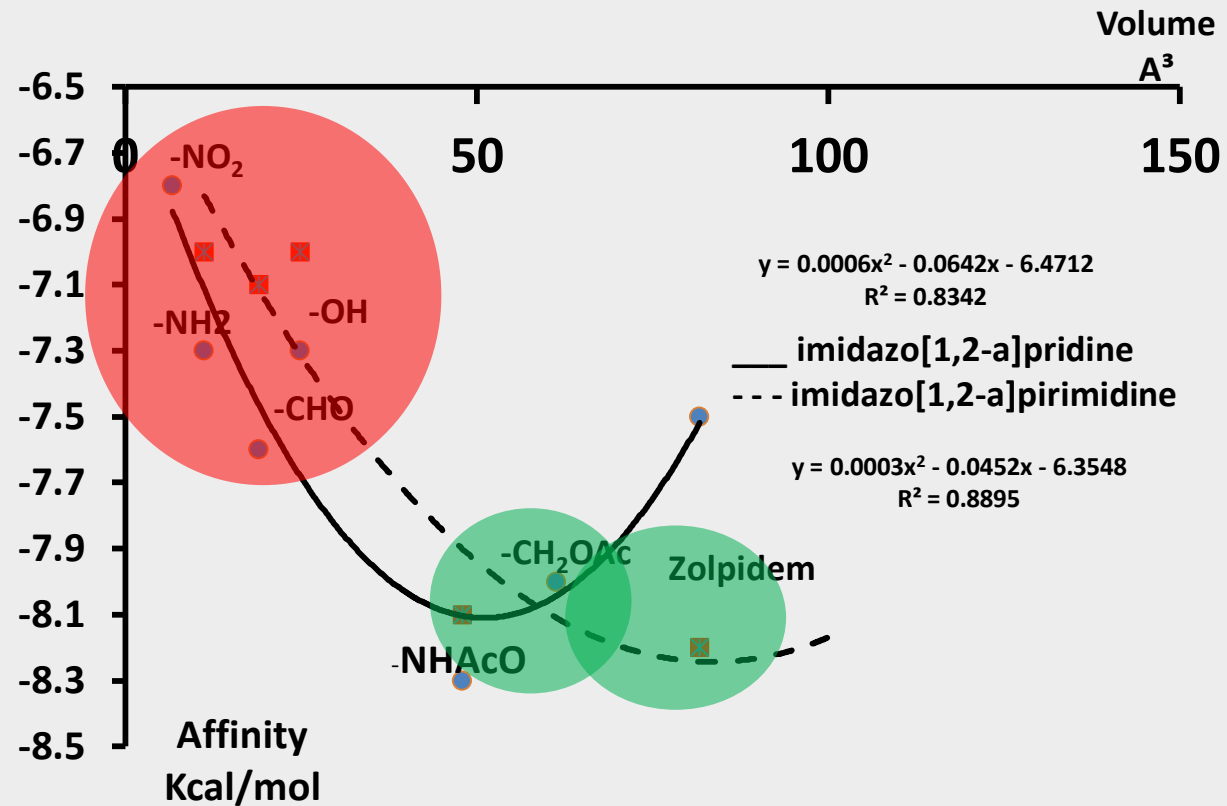
- First take zolpidem and alpidem as hit
- The second step was to suggest structural changes

obtaining 96 candidate molecules

- Third step was perform docking experiments on the reported binding site of the GABA A receptor
- Fourth step tabulate the results and correlate them with some descriptors
- Fifth step plot the average results of each substitution on a graph



Results substitution in position 3

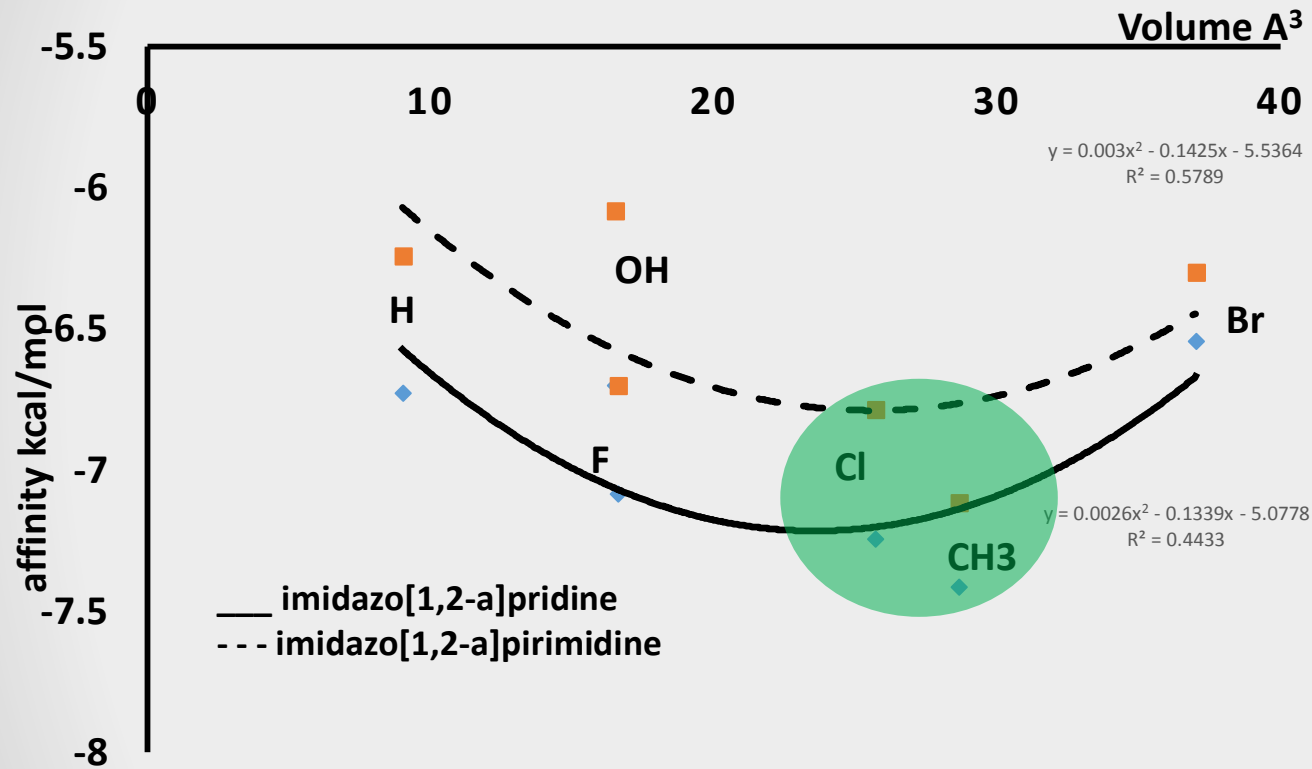


the plot shows that the best substituents are the ester and amide group in position 3

correlation between volume and affinity of the substituent in position 3

Results

substitution in position 7 and para



suggesting that the methyl group and chloride are a good option to carry out the substitution in position 7 and to

correlation between volume and affinity of the substituent in 7 and para positions

Results VSAfiR

- The structural changes suggested by the VSAfiR method to have the best affinity for the GABA A receptor were:
 - Amide or ester group in position 3
 - Methyl group at 7 and para at the phenyl
- The model suggests that the alcohol and amine groups will have low affinity for the receptor, which could translate into low or no activity.

Synthesis

- To validate the VSAfiR methodology, we carry out synthesis of the target compound.
- Synthesis steps
 - Condensation
 - Nitrosation or formylation
 - Reduction to obtain amine and alcohol groups
 - Finally acetylation

Pharmacological and toxicological evaluation

- Anticonvulsant effect (PTZ model, ED₅₀)
- Evaluated hypnotic/sedative effect (spontaneous locomotor activity)
- The lethal dose 50 (LD₅₀) was determined

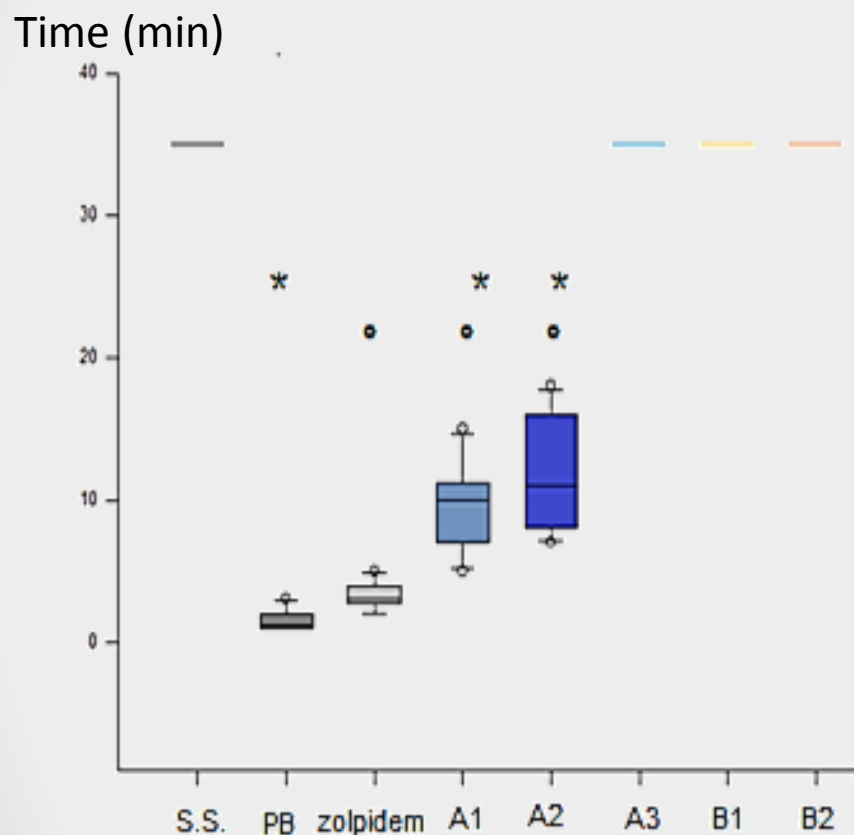


Antiepileptic effect

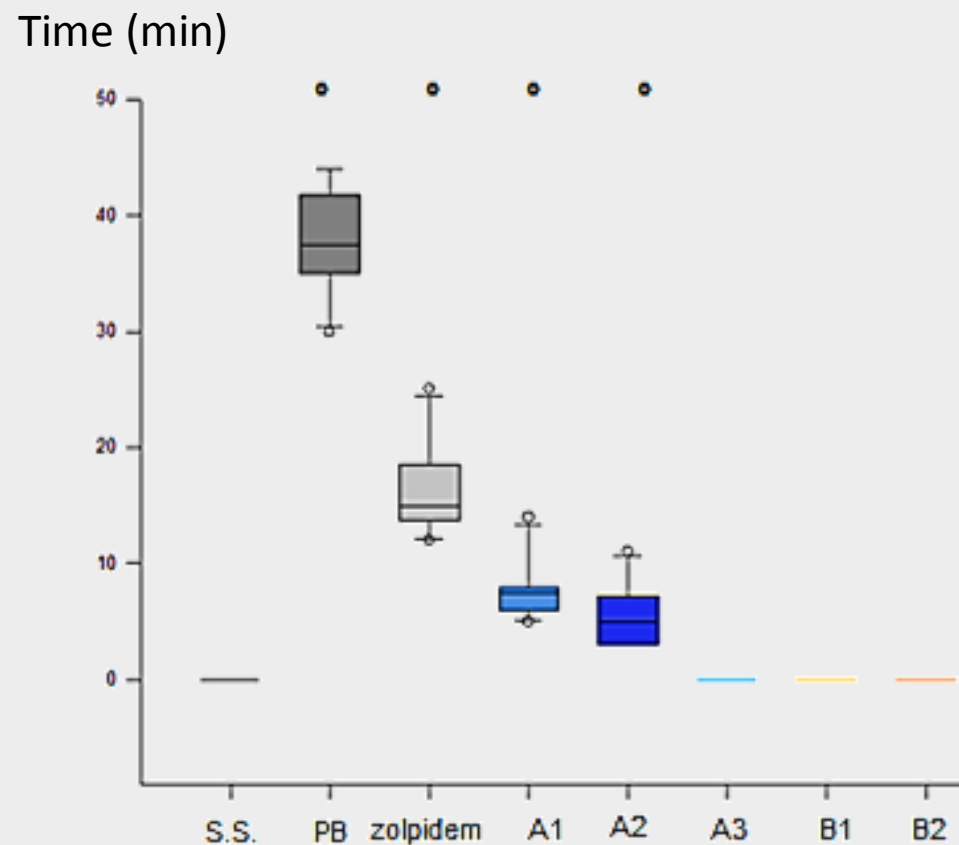
compound	ED₅₀ mg/kg mice	observation
Valproic acid	159.7	Fine
Phenobarbital	12.7	Muscle relaxant
Zolpidem	42.81	Strong sedative
A1	18.44	Strong sedative
A2	18.7	Strong sedative
A3	38.32	hyperactive
B1	93.91	Fine
B2	75.11	Fine
I1	NA	Fine
I2	NA	Fine

ED₅₀ effective dose, NA inactive

Results hypnotic/sedative effect (ED₅₀)



Latency time in appearing alterations in spontaneous locomotor activity.



Duration of the alteration in spontaneous locomotor activity.

Results (toxicity lethal dose)

compound	ED₅₀ mg/kg mice	LD₅₀ mg/kg mice	IT
A1	18.44	122.4	6.63
A2	18.7	48.9	2.61
A3	38.32	223.6	5.83
B1	93.91	>500	5.32
B2	75.11	424	5.64
zolpidem	42.81	695	16.23

ED effective dose, LD lethal dose, IT therapeutic index

Outlook

- Perform optimization of antiepileptic activity
- Optimize therapeutic index
- Evaluate molecules in models of epileptic tolerance

conclusions

- The implemented VSAfiR methodology is simple, fast and economical
- The VSAfiR methodology was able to suggest the structural changes that would have better and worse results when evaluated in in vivo models.
- Antiepileptic compounds without sedative effects were obtained
- Imidazo[1,2-a]azines are an alternative for the development of new antiepileptic entities



Proffesor Miguel Guerrero-González
mguerg2012@hotmail.com
followme in you tube:
https://www.youtube.com/channel/UCIW e9CJfGEMwbegkRE1_YrA/featured

